

Classical Subjects Creatively Taught™


LATIN

Alive!

BOOK 1



Karen Moore
Gaylan DuBose



Latin Alive! Book 1

Table of Contents

Preface vii

Unit One

Chapter One 1
alphabet; pronunciation; sentence structure

Chapter Two 10
verbs; first conjugation, present tense

Chapter Three 15
present system

Chapter Four 20
nouns; first declension; nominative case, subject, predicate
reading: Greece and Troy

Chapter Five 26
transitive and intransitive verbs; accusative case, direct object
reading: The Trojan War Begins

Chapter Six 31
second declension, masculine and neuter; dative case, indirect object, reference
reading: The Trojan Horse

Unit 1 Reading 38
historical reading: The Descendants of Aeneas
Latin reading: The Birth and Early Life of Romulus and Remus

Unit Two

Chapter Seven 43
first and second declension adjectives; agreement; irregular verb: *esse*, present system
reading: King Numa Pompilius

Chapter Eight 52
second conjugation; perfect tense; principal part review
reading: The Horatii and the Curiatii

Chapter Nine 59
ablative case, uses without prepositions
reading: King Servius Tullius

Unit 2 Reading	64
historical reading: The Paths to Kingship; The Reign and Death of Servius Tullius	
Latin reading: The Last Tyrant	

Unit Three

Chapter Ten	69
third declension nouns: all genders	
reading: Horatius at the Bridge	
Chapter Eleven.....	75
third conjugation, present tense; prepositional phrases	
reading: Mucius Scaevola	
Chapter Twelve	82
genitive case: possession, origin, material, partitive	
reading: Cloelia, Roman Heroine	
Chapter Thirteen.....	86
third conjugation, present system	
reading: Cincinnatus	
Unit 3 Reading	92
historical reading: Tour of Rome	
Latin reading: Manlius and the Capitoline Geese	

Unit Four

Chapter Fourteen.....	97
third declension i-stem nouns, all genders	
reading: Dies Lustricus	
Chapter Fifteen	103
third declension adjectives	
reading: Education	
Chapter Sixteen	109
third conjugation, -io verbs; imperative mood; vocative case, direct address	
reading: Marriage	
Chapter Seventeen.....	117
dative case: uses with special verbs and adjectives, possession	
reading: Cursus Honōrum	
Unit 4 Reading	124
historical reading: A Family Legacy	
Latin reading: funeral rites	

Unit Five

Chapter Eighteen	130
irregular verbs: <i>īre, ferre, posse</i> ; complementary infinitives	
reading: Rēgulus and Hamilcar	

Chapter Nineteen.....	138
personal pronouns	
reading: Dido's Prophecy in Book IV, <i>Aeneid</i>	
Chapter Twenty.....	145
demonstrative pronouns/adjectives; intensive pronoun	
reading: Hannibal	
Chapter Twenty-One	152
the naughty nine (special adjectives); irregular verbs <i>volō</i> and <i>nōlō</i>	
reading: Hannibal and Scipio Africanus at the Battle of Zama	
Unit 5 Reading	160
historical reading: The Punic Wars	
Latin reading: Cato the Elder: Carthage Must Be Destroyed!	

Unit Six

Chapter Twenty-Two	166
numerals: declension of <i>duo</i> and <i>trēs</i> , cardinal and ordinal numbers	
reading: Cicero	
Chapter Twenty-Three.....	174
partitive expressions; constructions of price, time, and space	
reading: Catilinarian Conspiracy	
Chapter Twenty-Four.....	182
reflexive pronouns; reflexive possessive adjectives	
reading: Crassus	
Chapter Twenty-Five.....	188
relative and interrogative pronouns	
reading: Spartacus	
Chapter Twenty-Six.....	195
adverbs	
reading: Pompey	
Unit 6 Reading	200
historical reading: The First Triumvirate	
Latin reading: Julius Caesar: The Early Years	

Unit Seven

Chapter Twenty-Seven	204
fourth conjugation; perfect system	
reading: Caesar in Gaul	
Chapter Twenty-Eight.....	211
fourth declension; principal part study	
reading: Caesar in Britain	
Chapter Twenty-Nine	218
fifth declension	
reading: Crossing of the Rubicon	

Unit 7 Reading	223
historical reading: Civil War	
Latin reading: Death of Julius Caesar	

Appendices

Appendix A	228
Vocabulary by Chapter	
Appendix B.....	242
Reference Charts	
Appendix C	255
Alphabetical Vocabulary	
Appendix D	267
Abbreviations	
Appendix E (Teacher's Edition).....	269
Teacher's Extras	



Ē plūribus ūnum

One from many

—Motto on the United States of America Great Seal^A

This phrase is adapted from Pseudo-Vergil's *Morētum*, 1.104.
“color est ē plūribus ūnus”

^ACharles Tomson was the principal designer for the Great Seal, adopted by Congress on June 20, 1782. He gave the following explanations for the symbolism of the design:

- The shield is composed of 13 stripes representing the 13 colonies joined into one single body, the Congress of the U.S.
- The shield is borne on the breast of the American Eagle alone representing that the U.S. ought to rely on her own virtue.
- The olive branch and arrows represent the power of peace and war which is vested in Congress alone.
- The constellation of 13 stars above the eagle represents the new country (13 states) taking its place in the universe among other sovereign powers.

Chapter 1

- Latin alphabet
- pronunciation
 - syllabication
 - accent
- sentence structure

Latin has for many years carried with it a sense of foreboding. Many perceive Latin as a difficult course of study, much too difficult for any but the most intelligent and adept of students. However, this is simply not the case. The fact is that many boys and girls of various nationalities and backgrounds have studied this language over the centuries. If you take up the biographies of many men and women of reputation, including the founding fathers of America, you will find that they had quite a bit of training in Latin as youths, some in the small one-room schoolhouses of the backwoods. The truth is that English is actually much harder to learn than Latin. Compared to English, Latin is simple. Before you laugh at this remark, take the Roman point of view. Let us suppose that a young Roman boy named Marcus decided to take up the study of English. How would he, a native speaker of Latin, find this modern language?

SECTION 1. Alphabet

Marcus's first lesson would of course be the alphabet. Here he would be relieved to find great common ground, for our alphabets are very similar. The earliest writings we possess in the Latin alphabet date from the sixth century BC. The Latin alphabet was adapted primarily from that of the Etruscans, a people who inhabited central Italy prior to the Romans, and consisted initially of only 20 letters:

A B C D E F G H I L M N O P Q R S T V X

The letters *K*, *Y*, and *Z* were added from the Greek alphabet later when Romans wanted to adapt Greek words to the Latin language. The letters *J*, *U*, and *W* were added at a much later stage also for the purposes of adapting other languages. The letter *J* became the consonant form of *I*, *U* is the vowel form of *V*, and *W* was introduced as a “double-u” (or double-v) to make a clear distinction between the sounds we know today as ‘v’ and ‘w.’ With these additions, the Latin alphabet, also called the Roman alphabet, has come today to be the most widely used alphabetic writing system in the world. So, Marcus need only learn a couple of new letters in order to obtain a complete understanding of the modern day alphabet. As for you, you needn't learn any, but only learn to live without a few.

The final form of the alphabet in Latin was:

ABCDEFGHIJKLMNOPQRSTUVWXYZ
abcdefghijklmnopqrstuvwxyz

SECTION 2. Pronunciation

While the alphabet will pose little or no problem for our Roman friend, Marcus, phonics will be a great obstacle. The twenty-six letters that create the modern English alphabet can make seventy-two different phonetic sounds!

Let's start with vowels. Surely you have noticed in the English language how challenging it can be to know how to pronounce a vowel or group of vowels. We sometimes even have homophones (words with identical spellings) that are pronounced two different ways (e.g., **present** and **present**) and others that are spelled differently but pronounced identically (e.g., **to**, **too**, and **two**)!

Latin vowels are much more consistent. For the time being, assume that the consonants are pronounced just as they are in English. Your teacher will help you if there are any unusual ones.

Vowels in Latin consist of the typical *a, e, i, o, u*. They are either long or short by nature. Thus, each vowel has two and only two sounds. Unlike English, long vowels in Latin are often clearly marked by a macron (from the Greek word *makros*, meaning "long").

SHORT	LATIN EXAMPLE	LONG	LATIN EXAMPLE
a as in alike [uh]	<i>casa</i>	ā as in father [ah]	<i>stāre</i>
e as in pet [eh]	<i>memoria</i>	ē as in they [ey]	<i>cēna</i> [key-nuh]
i as in pit [ih]	<i>inter</i>	ī as in machine [ee]	<i>īre</i>
o as in bought [aw]	<i>bonus</i>	ō as in hose [oh]	<i>errō</i>
u as in put [û]	<i>Marcus</i>	ū as in rude [oo]	<i>lūdus</i>
y as in pit [ih] ^B	<i>thymum</i>	ȳ as in machīne [ee]	<i>Lȳdia</i>

^BThe letter y was only used to represent Greek words (along with the letters k and z).

Exercise 1. Pronounce the following words aloud.^C

- | | | | |
|-----------|--------------------|----------------|-------------------------|
| 1. pater | puh-tehr | 7. est | ehst |
| 2. māter | mah-tehr | 8. ēst | eyst |
| 3. sinō | sih-noh | 9. uxor | ûk-sawr |
| 4. sīvī | see-wee | 10. ūsus | oo-sûs |
| 5. ōrdō | ohr-doh | 11. syllaba | sihl-luh-buh |
| 6. potior | paw-tee-awr | 12. sȳcophanta | see-caw-puhn-tuh |

^CYou may want to demonstrate some of these for students. For others, you may want to see how they do and give gentle correction as needed. It is highly advisable that you practice these well before presenting them to your students so that you are able to guide them.

Now let's look at consonants. Look at the following list of English words and read them aloud.

cat	apple	rock
city	ant	rope
chorus	avocado	love
charade	aviator	loose

Can you make one general rule for the sounds produced by each of the letters *c*, *a*, or *o*? There are phonetic rules for each of these letters, but they are numerous and there are many exceptions to almost all of them.

Marcus will most likely feel quite overwhelmed and even a bit frustrated by the numerous phonic rules he must learn. His native Latin is much simpler and very easy to understand. Each consonant produces only one sound when on its own. Most are identical to our modern pronunciation, but there are a few variations that you should learn.

Students do not need to know the definitions of the Latin examples, but we are including them here for you in anticipation of curious minds.

CONSONANT	PHONETIC RULE	LATIN EXAMPLE
c	always hard as in cat, never soft as in cent	cantō I sing cēna dinner
g	always hard as in goat, never soft as in gentle	glōria glory genus birth
i (j)	as a consonant when it is an initial vowel before another vowel or when it is between two vowels, pronounced as the <i>y</i> in yellow ¹	iam now Iūpiter Jupiter
r	often rolled as in Spanish or Italian	rēctus straight
s	always like the <i>s</i> in sit, never like the <i>z</i> sound in please	semper always senātus senate
t	always like the <i>t</i> in table, never like the <i>sh</i> sound in nation	teneō I hold ratiō reason
v	sounds like the <i>w</i> in wine	vīnum wine victōria victory
x	sounds like the <i>x</i> in ox, not the <i>gz</i> in exert	nox night rēx king

^DYou may want to demonstrate for students the pronunciation of some of these words. For other words, you may want to see how students do on their own and give gentle correction as needed.

Exercise 2. Pronounce these words aloud.^D

- | | | | |
|-----------------|-------------------------|-------------|---------------|
| 1. cīvītās | kee-wih-tahs | 7. uxor | uhk-sohr |
| 2. interrogātiō | ihn-tehr-roh-gah-tee-oh | 8. gravitās | grah-wih-tahs |
| 3. casa | kuh-suh | 9. genus | geh-nūs |
| 4. vēritās | wey-rih-tahs | 10. ēsburgō | ey-sūr-goh |
| 5. vinculum | wihn-kū-lūm | 11. iungō | yūng-goh |
| 6. exercitās | ek-sehr-kih-tahs | | |

In English, when two consonants appear together their sound can change in a myriad of different ways. Take for instance the common pairing of *th*.

then theatre goatherd

1. Exception: The *i* is a consonant in compound words when it is a consonant uncompounded (e.g., *adiūvō* from *ad* + *iūvō*), where the *i* is a consonant in both instances.

Once again, Marcus will be overwhelmed. He must learn another set of rules in order to know how to pronounce the consonant blend 'th' in varying settings. Latin is simple. On most occasions that two consonants appear together, you will pronounce each one with its individual sound as prescribed above. There are a few consonant blends, but unlike English, each blend has one assigned sound that never varies.

CONSONANT BLEND	PHONETIC RULE	LATIN EXAMPLE
<p>^EThe correct classical pronunciation is an aspirated <i>p</i>; however, medieval, ecclesiastical, neoclassical, and modern pronunciations all use the <i>f</i> sound. Either pronunciation is acceptable, and students will likely encounter both throughout their Latin journey.</p>	bs, bt	b sounds like p urbs (urps) obtineō (op-TIN-e-ob) city I hold
	gu, qu	sounds like gw, qw as in penguin and quart (The u is considered a consonant here, not a vowel.) lingua quod tongue, language because
	ng	sounds like ng as in angle (You hear an ng sound followed by a g sound) not like angel or sing. lingua tongue, language
	gn	sounds like gn or ngn as in magnet or annual magnus big, great
	ch	each sound pronounced individually like chorus, not like bachelor charta Chaos paper, document Chaos
<p>^FThe double-consonants <i>ch</i>, <i>th</i>, and <i>ph</i> are used almost solely to represent Greek words. A common exception would seem to be <i>pulcher</i> which is Latin in origin.</p>	th	each sound pronounced individually like goatherd, not like then or theatre thymum theātrum thyme theatre
	ph	each sound pronounced individually like up hill, though most people pronounce it <i>f</i> as in philosophy ^E philosophia Orpheus philosophy Orpheus
	double consonants ^F	pronounced as two individually distinct sounds with a slight pause between them ecce (EC-ce) puella (pu-EL-la) look girl


Exercise 3. Pronounce the following words aloud.^G

- | | | | |
|----------------|---------------------------|-------------|-------------------|
| 1. obstat | awp-stuht | 8. theātrum | teh-a-trūm |
| 2. obtulī | awp-tū-lee | 9. quisque | kwihs-kweh |
| 3. anguis | uhng-gwihs | 10. cūrō | koo-roh |
| 4. sanguen | suhng-gwehn | 11. currō | cūr-roh |
| 5. pulcher | pu'l-kehr | 12. sumus | sū-mūs |
| 6. architectus | uhrkh-ih-tehk-tūs | 13. summus | sūm-mūs |
| 7. philosophia | fih-loh-soh-fee-uh | | |

^GYou may want to demonstrate for students the pronunciation of some of these words. For other words, you may want to see how students do on their own and give gentle correction as needed.

Finally, there are a few combinations of vowels that are pronounced together. These diphthongs are two vowels blended together to create one sound. Latin has only six diphthongs. The most common diphthongs, and the only ones you will usually have to worry about, are *ae*, *au*, and *oe*. You will occasionally encounter *ei* and *ui*. Very infrequently, you may come across *eu* as a diphthong, but only in words such as the interjection *heu* (given as an example in the table on p. 5) and in words coming from Greek in which *eu* is always a diphthong.

This symbol indicates that there is more information in the Teacher's Pages at the end of the chapter. In this instance it indicates that note H is located there.

DIPHTHONG	PRONUNCIATION	LATIN EXAMPLE
ae	sounds like the ai in aisle	fēminae, aequus women, equal
au	sounds like the ou in out	laudō, auctor I praise, author
ei	sounds like the eigh in weigh	deinde then
eu ²	pronounced eh-oo	heu alas
oe	sounds like the oi in coil	proelium battle
ui ^H 	pronounced oo-ee as in tweet	huic, cui to this, to whom

Exercise 4. Pronounce the following words aloud.

- | | | | |
|----------|----------------|----------|------------------|
| 1. caedō | kae-doh | 5. ei* | ei |
| 2. hui* | hui | 6. seu* | seu |
| 3. poena | poe-nuh | 7. audiō | au-dee-oh |
| 4. heu* | heu | | |

*The diphthongs marked with an asterisk are very rare. The diphthongs not so marked are very common diphthongs.

The various sounds produced by the consonants and vowels in Latin total forty different phonetic sounds. Compare this to the seventy-two sounds produced by the English language and you can begin to see why Latin could be considered the easier of the two. However, there is still more to consider in learning how to pronounce words correctly. So, while Marcus continues to learn his seventy-two new sounds, we will turn to syllabication.

SECTION 3. Syllabication!

The term “syllable” is used to refer to a unit of a word that consists of a single, uninterrupted sound formed by a vowel, diphthong, or by a consonant-vowel combination. **Syllabication** is the act of dividing a word into its individual syllables. With English this can be tricky because there are often letters that remain silent. However, in Latin there are no silent letters, so any given Latin word will have as many syllables as it has vowels or diphthongs. There are three main rules of syllabication and a couple of more-complicated rules that occur in unusual circumstances. Our suggestion is that you memorize the first three rules, and then refer to the other rules when you need them, until they become second nature.

Main Rules: Divide

- Before the last of two or more consonants:
 pu-el-la ter-ra
 ar-ma temp-tō
 (but phi-lo-so-phi-a because, remember, *ph* is considered a single consonant)
- Between two vowels or a vowel and a diphthong (never divide a diphthong):
 Cha-os proe-li-um
- Before a single consonant:
 me-mo-ri-a fē-mi-nae

Special Rules:

- Before a stop + liquid combination, except if it is caused by the addition of a prefix to the word:
 pu-bli-ca (but ad-lā-tus according to the exception)³
- After the letter *x*. Though it is technically two consonants, it is indivisible in writing, so we divide after it:
 ex-i-ti-um ex-e-ō

2. Essentially, it is safe to assume that all combinations of *e* and *u* are two syllables.



3. A *stop* is a consonant whose sound cannot be sustained. For example, you can sustain or extend the sound of *f* or *v* or *s*, but once you make the *d* or *t* sound, it is over: the sound automatically stops. Liquids are the letters *l* and *r*. *Tr* is an example of a stop + liquid combination.

6. Before *s* + a stop, if the *s* is preceded by a consonant:

mōn-stro ad-scrip-tum

It is easy to tell long syllables in Latin, and it will be important to know how to do so in order to properly accent words. Syllables are long when they contain a long vowel (marked by a macron), a diphthong, or a short vowel followed by two consonants. Otherwise, they are usually short. Recognizing the length of a syllable will become particularly important when reading poetry later on.

Caveat Discipulus (Let the Student Beware): The length of the syllable does not change the length of the vowel. You should still pronounce short vowels according to the phonetic rules you have just learned. The length of the syllable will affect how you accent the words, as you will soon learn in Section 4.

 Exercise 5. Practice dividing the following Latin words into syllables and mark the length of the syllables. 

1. dominus

3. cōsilium

5. ager

7. victōria

2. annus

4. theātrum

6. oppidum

8. audiō


SECTION 4. Accent^K

Accent is the vocal emphasis placed on a particular syllable of a word. As usual English complicates rules for pronunciation. Consider the following examples paying particular attention to the underlined words.

We will present the present to the birthday girl.
They object to the object of the speech.

The underlined homonyms are spelled the same, yet each one is pronounced differently. Why? Certainly Marcus or any other student attempting to learn English would be quite puzzled by this. Latin on the other hand accents words in a uniform manner. The rules for accent are as follows:

1. In words of two syllables always accent the first syllable: aúc-tor, naú-ta
2. In words of more than two syllables accent the penult when it is long: for-tú-na, im-pe-rá-tor
3. Otherwise, accent the antepenult syllable: fé-mi-na, aú-di-ō

 Exercise 6. Return to exercise 5 and practice accenting the words that you have already broken down into syllables.

SECTION 5. Sentence Structure

There are three common ways to communicate meaning in a language: 1) word order, 2) function words, which express the relationship between words (articles, prepositions, helping verbs, etc.), 3) inflection. English relies mainly on word order and function words to communicate meaning, but Latin relies mainly on inflection. In an English sentence we can distinguish between the subject and the object by the order in which they appear.

Greece attacks Troy.

It is clear in this sentence who is doing the attacking (the subject), and who is receiving the attacking (the object). If we were to reverse the word order, the outcome would be quite different.

Troy attacks Greece.

Greece is now the object of the verb; they are no longer doing the attacking, but are on the receiving end. This makes a big difference to the Greeks! Latin's word order is much looser than English, so it relies on the use of inflection to communicate meaning. Inflection (from the Latin *īnflextere*, to change, warp) is the changing of a word's form by the addition of an affix. We often use inflection in English to indicate the difference between singular and plural:

ENGLISH:	sailor	sailors	lord	lords
LATIN:	nauta	nautae	dominus	dominī

Latin does the same. However, it also uses inflection to express the relationship between words in the same sentence.

Trōiam Graecia oppugnat.

Graecia Trōiam oppugnat.

Graecia oppugnat Trōiam.

Each of the above sentences means the same thing, "Greece attacks Troy," even though the word order is different. It is the ending that indicates the subject, object, and verb, not the order of the words. English can further define the relationship between words by adding a number of function words:

Troops sail from Greece, and will attack the town of Troy.
Cōpiae ā Graeciā nāvigant, et oppidum Trōiae oppugnābunt.

You can see clearly from this example that while Latin does use a few function words (et, ā), it relies mostly on inflection, i.e., the changing of endings to define the relationship between the words of this more complex sentence. In the sentence above, for example, the ending *-ae* on *Trōiae* is what is translated "of" in the English phrase "of Troy," while the ending *-bunt* on *oppugnābunt* is translated "will" in the English phrase "will attack."

It would appear that on account of the simplicity of this ancient language, students learning Latin are already well ahead of Marcus and his English studies. So, now that we have completed our introduction to the Latin language, we will bid him farewell and begin the study of Latin grammar.

TE Exercise 7. Define the following terms using complete sentences.

- | | |
|------------------|-------------------|
| 1. Diphthong | 4. Function words |
| 2. Syllabication | 5. Inflection |
| 3. Accent | |

Notā Bene (Note Well):

Although we have given you some helpful rules regarding pronunciation, syllabification and accent, there will occasionally be some exceptions to these rules (as with English rules). These exceptions will be rare, however, and there is no need to list all possible exceptions for you now.

Once Marcus has completed the tedious process of learning all the rules for pronouncing and spelling English words, he will be delighted to find how similar many of them are to Latin. In fact, there are many Latin words that have been adopted into the English language without any change in spelling at all. The only challenge is that they are often pronounced differently in Latin.

TE Exercise 8. Study the following list of Latin words. Divide them according to the rules of syllabication and accent them appropriately, then practice reading them aloud.

- | | | | | |
|-----------|---------------|--------------|---------------|----------------|
| 1. animal | 5. horror | 9. interim | 13. arēna | 17. atrium |
| 2. clāmor | 6. toga | 10. neuter | 14. herba | 18. candidātus |
| 3. honor | 7. status | 11. poēta | 15. firmus | 19. ergō |
| 4. genus | 8. paenīnsula | 12. ulterior | 16. gladiātor | 20. forma |

Culture Corner: Roman Names



Most people today have three names: first, middle, and last (or surname).

e.g. Michael Richard Moore

Have you ever thought about the purposes that each of your names serves? Your last name (Moore) signifies the family to which you belong. Often either your first or middle name is inherited from a parent or ancestor. In this example Richard is a name inherited from this boy's father and grandfather. The first name is often one chosen just for you. It sets you apart from the other members of your family. Your parents may have chosen this name based on how it sounds or what it means.

Generally your friends and family call you by your first name (Michael), unless you have a nickname or preference for your middle name. Your middle name is reduced to an initial on most documents (Michael R. Moore). Rarely does anyone call you by both your first and middle name (Michael Richard) or by all three names except in formal situations such as graduation, or when your mother catches you in some mischief.

Roman names are somewhat similar. Roman boys also had three names: praenōmen, nōmen, cognōmen.

e.g. Gāius Jūlius Caesar

The cognōmen (Caesar) was similar to our surname. It identified the family to which that person belongs. The nōmen (Jūlius) was usually inherited from the father. This was the case with both boys and girls. The son of Jūlius Caesar would also be called Jūlius, and his daughter would be called Jūlia. This was the name by which you were most often addressed publicly. Girls, would you like to inherit your father's name? The praenōmen was your own unique name. Only your family and closest friends would address you with this name. The praenōmen was the name often reduced to an abbreviation: G. Jūlius Caesar.

Our name usually does not change, except in the instance of marriage. The Romans, however, sometimes changed or added an agnōmen to recognize certain accomplishments in a man's life. For example, Publius Cornēlius Scīpiō won the Second Punic War against Carthage (a country in North Africa), and was rewarded with the agnōmen "Āfricānus." He is known in history as Scipio Africanus.

You can Latinize your own name using some of the phonetic sounds you learned in this chapter. Girls' names usually end in *-a*, and boys' names usually end in *-us*. Michael Richard Moore, for example, would be *Michael Richardus Morus*. You can also read the *Colloquāmur* section to choose an authentic Latin name for yourself.⁴

⁴A further note:

Students might also be interested to know that girls generally had only one name (nōmen), which was the feminine form of their father's name. So the daughter of Cornēlius would be Cornēlia. The daughter of Jūlius would be Jūlia. If a man had more than one daughter the following additions were made:

1st daughter – Cornēlia Māior (Older Cornelia)


2nd daughter – Cornēlia Minor (Younger Cornelia)

3rd daughter – Cornēlia Tertia (Third Cornelia)

It is often fun to ask the girls in your class what their Roman name might be according to this tradition.

Colloquāmur (Let's Talk)

Did you know that many of our modern names come from those used by the Romans or their Latin-speaking successors? Use the list below to see if you can find the origin of your name or choose another Roman name for yourself. Then use the conversation guide to introduce yourself to your classmates. Don't forget to pronounce them correctly!



BOYS:	
Albertus	Laurentius
Antōnius	Leō
Bernardus	Leonardus
Carolus	Ludovīcus
Chrīstophorus	Mārcus
Cornēlius	Martīnus
Dominicus	Michael
Eduardus	Pātricius
Ferdinandus	Paulus
Francīscus	Petrus
Frederīcus	Philippus
Gregorius	Raymundus
Gulielmus	Robertus
Henrīcus	Rūfus
Iacōbus	Silvester
Ioannes	Stephanus
Iōsēphus	Timotheus
Iūlius	Victor
Iūstīnus	

GIRLS:	
Aemilia	Margarīta
Agatha	Marīa
Alma	Monica
Anastasia	Pātricia
Angela	Paula
Anna	Paulīna
Barbara	Roberta
Caecilia	Rosa
Catharīna	Stella
Chrīstīna	Terēsia
Clāra	Ursula
Deana	Vēra
Dorothēa	Vēronica
Flōra	Victōria
Flōrentia	Viōla
Iūlia	Virginia
Iūliāna	Viviāna
Lūcia	

Salvē, nōmen mihi est _____. Hello, my name is _____.
 Quid nōmen tibi est? What is your name?



TE Chapter 1 Teacher's Pages

⁴In Latin, a combination of vowels is only considered a diphthong if the individual vowels have no macrons. Therefore, the letter combination *ui* is not a diphthong when the *u* is part of the combination *qu* (e.g., *quis*) nor if it precedes another vowel, in which case the *i* is acting as a consonant (e.g., *cūius* => *cūjus*). In cases in which the *i* is acting like a consonant and is preceded by a vowel, the vowel will be long (e.g., *māior*, *pēius*).

¹*Notā Bene* (Note Well), from p. 5: Please note that we are talking about syllable length and not vowel length. A long syllable can contain a short vowel, as in the case of the short vowel followed by two consonants. Just because a syllable is marked long does *not* mean that the vowel will become long. Such is the case with *oppidum* in exercise 1, #6. The *o* is short, but the syllable is long because of the double consonant that follows. The length of the syllable does not change how you pronounce vowels. It will instead affect how you accent the words, as you will see in Section 4.

Exercise 5

1. dominus	dō-mī-nūs	5. ager	ā-gēr
2. annus	ān-nūs	6. oppidum	ōp-pī-dūm
3. cōnsilium	cōn-sī-lī-ūm	7. victōria	vīc-tō-rī-ā
4. theātrum	thē-āt-rūm*	8. audiō	au-dī-ō

**Notā Bene*: Since the *a* is followed by a mute (*t*) plus a liquid (*r*), the vowel may be either long or short depending upon what the writer has decided during the composition of the line. The same might be true, for example, for the *a* in *atrium* or *atrox*.

⁴If your students need more practice with syllabication, have them syllabify words from the previous four exercises. The answers can be found below. Do not feel the need to have students be too meticulous when dealing with the difficult words.

Extra Syllabication Practice

Exercise 1.

- | | |
|-------------|-------------------|
| 1. pa-ter | 7. est |
| 2. mā-ter | 8. ēst |
| 3. si-nō | 9. u-xor |
| 4. sī-vī | 10. ū-sus |
| 5. ōr-dō | 11. syl-laba |
| 6. po-ti-or | 12. sŷ-co-phan-ta |

Exercise 2.

- | | |
|----------------------|---------------|
| 1. cī-vi-tās | 7. u-xor |
| 2. in-ter-ro-gā-ti-ō | 8. gra-vi-tās |
| 3. ca-sa | 9. ge-nus |
| 4. vē-ri-tās | 10. ē-sur-gō |
| 5. vin-cu-lum | 11. iun-gō |
| 6. e-xer-ci-tās | |

The combination *ng* is also tricky, but because it makes two distinct sounds, we will divide *n* from *g*.

Exercise 3.

1. ob-stat
2. ob-tu-lī
3. an-guis
4. san-guen
5. pul-cher
6. ar-chi-tec-tus
7. phi-lo-so-phi-a

When words are compounded, it is customary to divide between the compounds; in addition, *st* is often felt to constitute one unit in syllabication.

The letters *ch* are considered a single consonant for the purpose of syllabication.

The letters *ph* are considered a single consonant for the purpose of syllabication.

8. the-ā-trum
9. quis-que
10. cū-rō
11. cur-rō
12. su-mus
13. sum-mus

The letter combinations *th* and *tr* are considered a single consonant for the purpose of syllabication.

Exercise 4.

- | | |
|-----------|------------|
| 1. cac-dō | 5. ci |
| 2. hui | 6. scu |
| 3. poe-na | 7. au-di-ō |
| 4. heu | |

Exercise 6

- | | | | |
|--------------|--------------|-------------|-------------|
| 1. dominus | dō-mī-nūs | 5. ager | ǎ-gĕr |
| 2. annus | ǎn-nūs | 6. oppidum | ōp-pī-dŭm |
| 3. cōnsilium | cōn-sĭ-lĭ-ŭm | 7. victōria | vĭc-tō-rĭ-ǎ |
| 4. theātrum | thĕ-ā-t-rŭm | 8. audiō | āu-dĭ-ō |

Exercise 7

- | | |
|-------------------|--|
| 1. Diphthong | Diphthongs are two vowels blended together to create one sound. |
| 2. Syllabication | Syllabication is the act of dividing a word in order to reveal its individual syllables. |
| 3. Accent | Accent is the vocal emphasis placed on a particular syllable of a word. |
| 4. Function words | Function words express the relationship between other words. |
| 5. Inflection | Inflection is the changing of a word's form by the addition of an affix. |

Exercise 8

- | | | | |
|---------------|---------------|----------------|---------------|
| 1. animal | á-ni-mal | 11. poēta | po-ĕ-ta |
| 2. clāmor | clā-mor | 12. ulterior | ul-té-ri-or |
| 3. honor | hó-nor | 13. arēna | a-rĕ-na |
| 4. genus | gé-nus | 14. herba | hér-ba |
| 5. horror | hór-ror | 15. firmus | fír-mus |
| 6. toga | tó-ga | 16. gladiātor | gla-di-ā-tor |
| 7. status | stá-tus | 17. atrium | á-tri-um |
| 8. paenīnsula | pac-nĭn-su-la | 18. candidātus | can-di-dā-tus |
| 9. interim | ín-te-rim | 19. ergō | ér-gō |
| 10. neuter | néu-ter | 20. forma | fór-ma |



Annuit coeptis.

He has favored our undertakings.^A

—Reverse side of the seal of the United States

^ACharles Tomson was the principal designer for the Great Seal, adopted by Congress on June 20, 1782. He gave the following explanations for the symbolism of the design.

- The pyramid is a symbol of strength.
- The eye over the pyramid and the motto *annuit coeptis* refer to the interposition of God on behalf of the American Cause.
- The date in Roman numerals is 1776, a reference to the signing of the Declaration of Independence.
- The words *novus ordo seclorum* (a new order of the ages) refer to the beginning of a new American Era.

Chapter 2

- verbs
 - principal parts
- 1st conjugation, present tense
 - tense, person, number

VOCABULARY

VERBS		
LATIN	ENGLISH	DERIVATIVES
amō, amāre, amāvī, amātum	to love, like	(amorous)
cantō, cantāre, cantāvī, cantātum	to sing	(chant, cantata)
labōrō, labōrāre, labōrāvī, labōrātum	to work	(labor)
nāvigō, nāvigāre, nāvigāvī, nāvigātum	to sail	(navigate, navigation)
oppugnō, oppugnāre, oppugnāvī, oppugnātum	to attack	(pugnacious)
ADVERB		
nōn	not	(nonsense)

TE Exercise 1. Using the rules for syllabication and accent that you have learned, write out the syllables and accents for the vocabulary words above. Then practice pronouncing them aloud.^B

SECTION 6. Principal Parts

Verbs are the central part of any sentence. In English you cannot have a complete sentence without a verb. In Latin you can have a complete sentence that consists of nothing more than a single verb. In fact, when translating any Latin sentence, it is advisable to find and translate the verb first. So, it is very important that you begin your study of Latin by learning how to recognize and translate verbs.

^BThis exercise is repeated for each chapter vocabulary list. The purpose is to prepare students for oratory and the reading of poetry in later texts. You may not wish to repeat this exercise for every single chapter.

Every Latin verb has with it a set of principal parts. Principal parts are the forms of the verb that are considered basic and from which you create all other forms of the verb. In English, the principal parts are as follows:

1. present infinitive.....to love..... to sing
2. 3rd person present tense(he) loves (he) sings
3. preterit (simple past)loved sang
4. past participle.....loved sung

The principal parts of Latin verbs are categorically similar:

1. 1st person presentamō – I love cantō – I sing
2. present infinitive.....amāre – to love cantāre – to sing
3. 1st person perfect (simple past).....amāvī – I loved..... cantāvī – I sang
4. past participle (supine).....amātum – loved..... cantātum – sung

It is worth noting that although both use the same basic forms to comprise their principal parts, Latin is much more consistent in the pattern these forms follow.

The first principal part is used to list and locate words in a Latin dictionary. The remaining three principal parts form various verb tenses. For now we will only use the first two principal parts. You should take care, however, to memorize all of them now as a complete verb set. Latin has its share of irregular verbs also, and some verbs alter their stem in the last few principal parts. You will save yourself a great deal of work later if you memorize them as part of your vocabulary list now.

SECTION 7. First Conjugation

A **conjugation** is a group of verbs that share similar patterns for their endings. Consider your family as an example. Each member in your family is a unique individual, and each one is different in his or her own way. However, your family also tends to share similar characteristics in appearance and personality. Each conjugation is a family of verbs. Each verb is a little different, but each verb within a conjugation tends to have the same set of endings and follow the same rules for changing those endings as the rest of its family members. There are four different conjugations, or groups of verbs. For now we will focus only on the first. You can always recognize the first conjugation by the second principal part which ends in *-āre*. It is from this form that a verb forms its stem:

2nd principal part – re = verb stem
amā/re = *amā*
cantā/re = *cantā*

TE Exercise 2. Following the examples of *amāre* and *cantāre* identify the stem for each of the verbs in the vocabulary list of this section.

Remember, the TE symbol indicates that there is more information in the Teacher's Pages at the end of the chapter.

SECTION 8. Present Tense and Personal Endings

Now that you know how to identify a verb's stem, it is time to learn how to apply a set of endings in order to create a sentence. To **conjugate** a verb is to list a verb with its endings. The verb *amāre* is conjugated below with its personal endings. The personal endings of a verb demonstrate two important characteristics: number and person.

PERSON	SINGULAR	PLURAL
1	<i>am-ō</i> I love	<i>amā-mus</i> we love
2	<i>amā-s</i> you love	<i>amā-tis</i> you (pl.) love
3	<i>ama-t</i> he/she/it loves	<i>ama-nt</i> they love

Number reveals *how many* are doing the action. There are two options for number: singular and plural.

Singular: I love. Plural: We love.

Person reveals *who* is doing the action. There are three options for person.^c

1st person, the speaker is doing the action:

I love. We love.

2nd person, the person spoken to is doing the action:

You love. You (pl.) love.

3rd person, another person is being spoken about:

He/She/It loves. They love.

^cFun Chant:
I'm Number 1,
2 is You,
He is 3.

TE Exercise 3. Following the example of *amāre*, conjugate the verbs *cantāre* and *nāvigāre*. Take care to notice where the macra (long marks) appear.^d

A third characteristic of all verbs is tense. Tense tells the time of the action taking place. The present tense describes action that is happening right now. In English there are three different ways to indicate action in the present tense.

simple present: I love
present progressive: I am loving
present emphatic: I do love

^dIf you wish, there is a reproducible conjugation worksheet included with this guide. You may use it for this exercise and even add other verbs to the assignment. The more students practice this routine orally and in writing the better they will imbed the pattern.

Fortunately for us, Latin has only one present tense form—that shown in the chart you have just seen. As a result, one present tense Latin verb can be translated in three different ways.

amō = I love. I am loving. I do love.
cantat = She sings. He is singing. It does sing.

Notā Bene: To change a Latin verb from declarative (making a statement) to interrogative (asking a question) simply add the suffix *-ne*.^e

cantatne = Does she sing?... Is he singing? Does it sing?

^eYou may want to add more oral examples to practice the concept. Students will apply this concept in the following exercise.

TE Exercise 4. Identify the person and number of the following Latin sentences. Then, where possible, translate them into English in three different ways.

Example: *amās* 2nd person, singular: you love, you are loving, you do love

1. *Cantāmus*.
2. *Oppugnāsne?*
3. *Non nāvigant*.
4. *Labōrātis*.

5. Nāvigatne?
6. Nōn oppugnō.

TE Exercise 5. Identify the person and number of these English sentences, then translate them into Latin.

Example: I am singing.

1st person, singular: cantō

1. I sail.
2. You (s.) do not work.
3. Are they attacking?
4. She loves.
5. We do sing.
6. You (pl.) are not sailing.

“Eye” Latin



Some words look the same in Latin and in English. When you can tell the meaning of a Latin word because it looks just like or nearly like an English word, you are using “eye” Latin.

Using “eye” Latin, tell the meanings of *Trōia*, *circus*, *Rōma*, *maximum*, *māior*, and *plūs*.^F

Troy, circus, Rome, maximum, major, plus

^FThese Latin words look nearly like the English words: Troy, circus, Rome, maximum, major, and plus. The Latin words actually mean: Troy, circus (race course), Rome, greatest, greater/bigger, and more. Discuss with your students how the English derivatives can help us arrive at the meaning of these words.





TE Use the following questions and responses to review the characteristics of some Latin verbs. Use some “eye” Latin to figure out what the responses mean.

interrogātiō: Cūius est numerī? What number is it?
respōnsum: Singulārīter est.
 Plūrālīter est.

interrogātiō: Cūius est persōnae? What person is it?
respōnsum: Est prīmae persōnae.
 Est secundaе persōnae.
 Est tertiāe persōnae.

The sentences above use the interrogative pronoun *cūius* to signify a question the same way English uses interrogative pronouns such as *who*, *whose*, *what*, etc. Another way to ask questions in Latin is to add the suffix *-ne* to the end of a verb just as we did in exercises 4 and 5. These types of questions expect the answer *yes* (*sīc est*) or *no* (*minimē*). Try testing your knowledge of Latin verbs with some yes/no questions.

interrogātiō: Estne singulārīter? Estne plūrālīter?
respōnsum: Sīc est! Minimē!

interrogātiō: Estne prīmae persōnae?
 Estne secundaе persōnae?
 Estne tertiāe persōnae?

respōnsum: Sīc est! Minimē!

Chapter 2 Teacher's Pages

Exercise 1

a-mō, a-mā-re, a-mā-vī, a-mā-tum
can-tō, can-tā-re, can-tā-vī, can-tā-tum
la-bō-rō, la-bō-rā-re, la-bō-rā-vī, la-bō-rā-tum
nā-vi-gō, nā-vi-gā-re, nā-vi-gā-vī, nā-vi-gā-tum
op-pug-nō, op-pug-nā-re, op-pug-nā-vī, op-pug-nā-tum
nōn

Exercise 2

amā cantā labōrā nāvigā oppugnā

Exercise 3

CANTĀRE

cantō (I sing, I am singing, I do sing)*	cantāmus (we sing, we are singing, we do sing)
cantās (you sing, you are singing, you do sing)	cantātis (you all sing, you all are singing, you all do sing)
cantat (he/she/it sings, he/she/it is singing, he/she/it does sing)	cantant (they sing, they are singing, they do sing)

NĀVIGĀRE

nāvigo (I sail, I am sailing, I do sail)	nāvigāmus (we sail, we am sailing, we do sail)
nāvigās (you sail, you are sailing, you do sail)	nāvigātis (you all sail, you all are sailing, you all do sail)
nāvigat (he/she/it sails, he/she/it is sailing, he/she/it does sail)	nāvigant (they sail, they are sailing, they do sail)

*Depending on their own preference, teachers may want to require for conjugation exercises that students supply only one English translation rather than all three.

You may want to point out to students the macron over the *ō* in the ending of the first-person singular, as well as the *ā* of the ending for the second-person singular, first-person plural, and second-person plural. For now, students should just memorize this. Later, when they are comfortable with conjugating verbs, you may want to explain that the vowel in an ending is long except before a final *-m*, *-r*, or *-t*, and before any *-nt*. For example, consider the following forms: *amem*, *amēs*, *amet*, *amētur*, *ament*, *amentur*, *amor*. (Students have not yet learned the preceding forms, but those forms illustrate well the lengths of the vowels before the endings.)

Exercise 4

- | | |
|------------------|--|
| 1. Cantāmus. | 1st person, plural: We sing. We are singing. We do sing. |
| 2. Oppugnāsne? | 2nd person, sing.: Do you attack? Are you attacking? |
| 3. Non nāvigant. | 3rd person, pl.: They are not sailing. They do not sail. |
| 4. Labōrātis. | 2nd person, pl.: You work. You are working. You do work. |

5. Nāvigatne? 3rd person, sing.: Is he sailing? Does he sail?

6. Nōn oppugnō. 1st person, sing.: I do not attack. I am not attacking.

Numbers 3 and 6 use the negative *nōn*, and will not translate well in the simple present. Two answers are acceptable for these exercises.

For exercise 4, #2, notice that there are only two translations. In English, when a statement is turned into a question, the word "do" is added automatically, so there is no special distinction between simple and emphatic.

Exercise 5

- | | |
|-------------------------------|---------------------------------|
| 1. I sail. | 1st person, sing.: Nāvigō. |
| 2. You (s.) do not work. | 2nd person, sing.: Nōn labōrās. |
| 3. Are they attacking? | 3rd person, pl.: Oppugnantne? |
| 4. She loves. | 3rd person, sing.: Amat. |
| 5. We do sing. | 1st person, pl.: Cantāmus. |
| 6. You (pl.) are not sailing. | 2nd person, pl.: Nōn nāvigātis. |

These are complete sentences so it would be advisable to require punctuation and capitalization if you wish to reinforce English grammar skills.

Colloquāmur!

Interrogātiō:	Cūius est numerī?	What number is it?
Respōnsum:	Singulārīter est.	It is singular.
	Plūrālīter est.	It is plural.
Interrogātiō:	Cūius est persōnae?	What person is it?
Respōnsum:	Est prīmae persōnae.	It is first person.
	Est secundae persōnae.	It is second person.
	Est tertiāe persōnae.	It is third person.

Novus Ordō Seclōrum
A New Order of the Ages
 —Reverse of the seal of the United States^A



^ASuggestion: Have students take out a dollar bill and look for the two images of The Great Seal. Discuss why these mottoes are appropriate to represent the United States of America.

Chapter 3

- present system
 - present
 - future
 - imperfect

VOCABULARY

VERBS		
LATIN	ENGLISH	DERIVATIVES
ambulō, ambulāre, ambulāvī, ambulātum	to walk	(perambulator, ambulance)
arō, arāre, arāvī, arātum	to plow	(arable)
habitō, habitāre, habitāvī, habitātum	to live, dwell	(habitat)
portō, portāre, portāvī, portātum	to carry	(portable)
rogō, rogāre, rogāvī, rogātum	to ask	(interrogation)
rēgnō, rēgnāre, rēgnāvī, rēgnātum	to rule	(reign, regnant)
vocō, vocāre, vocāvī, vocātum	to call	(vocal, vocation)
CONJUNCTIONS		
et	and	(et cetera)
aut	or	

TE Exercise 1. Using the rules for syllabication and accent that you have learned, write out the syllables and accents for the vocabulary words above. Then practice pronouncing them aloud.

SECTION 9. Tense

Another important characteristic that every verb has is tense. The verb's tense indicates at what time the action takes place. Latin has six verb tenses. This chapter will focus on the present, imperfect, and future tenses. These three tenses make up what we call the present system.

This is because they all use the present stem!

First, let us quickly review the present tense. The present tense describes action that is happening right now. In English there are three different ways to indicate action in the present tense.

simple present: She sings.

present progressive: She is singing.


present emphatic: She does sing.

The present tense is formed by simply finding the stem of a verb (2nd principal part minus *re*) and adding the personal endings.

PERSON	SINGULAR	PLURAL
1	-m/ <i>ō</i> *	-mus
2	-s	-tis
3	-t	-nt

Notā Bene (Note Well):

The first person singular ending is most often *-ō*, however in some cases (such as the imperfect tense) an *-m* appears instead.

 Exercise 2. Translate the following present tense verbs into Latin or English.

1. Vocat.
2. Habitās.
3. Ambulat aut nāvigat.
4. Arātisne?
5. He does work.
6. We ask.
7. Are they calling?
8. I rule and they work.

In English we often indicate tense by the addition of a helping verb.

present: She is singing.

imperfect: She was singing.

future: She will sing.

Instead of adding a separate word as in English, Latin adds a tense marker between the stem and the personal endings, which you have already learned. A tense marker is a letter or letters that signal a change in tense. The formula for forming any verb tense is quite simple:

stem (2nd pp – *re*) + tense marker + personal endings

SECTION 10. Future Tense

The future tense of first conjugation verbs uses the tense marker *-bi-*. The ‘i’ drops out before the vowel ending *-ō*, and changes to a *-u-* before the consonant ending *-nt*. Notice that the stem vowel *-ā-* remains long throughout.

stem: *amā/re* + future tense marker: *bi* + personal endings

PERSON	SINGULAR	PLURAL
1	amā-b-ō I will love	amā-bi-mus we will love
2	amā-bi-s you will love	amā-bi-tis you (pl.) will love
3	amā-bi-t he/she/it will love	amā-bu-nt they will love

In Latin there is only one way to express future action. However, English has a couple of options. Either of these are acceptable when translating:

simple future: I will love

progressive future: I will be loving

TE Exercise 3. Identify the person and number of the following future tense verbs. Then translate in two different ways.

1. rogābis
2. habitābimus
3. rēgnābit
4. vocābunt
5. arābitis
6. ambulābō



SECTION 11. Imperfect Tense

The imperfect tense uses the marker *-ba-*. Notice that the first person singular uses the ending *-m* instead of the more common vowel *-ō*. This is because the *-a-* from the tense marker and the *-ō* in the ending blend together and become indistinguishable. This linguistic change is the same reason that the *-ā-* drops out before the *-ō* in the first person singular of the present tense. Notice that just as with the future tense the stem vowel *-ā-* remains long throughout. The *-ba-* is long in the first person plural and in the second person, the same pattern seen in the present tense in the previous chapter.

stem: amā/re + imperfect tense marker: ba + personal endings

PERSON	SINGULAR	PLURAL
1	amā-ba-m I was loving	amā-bā-mus we were loving
2	amā-bā-s you were loving	amā-bā-tis you (pl.) were loving
3	amā-ba-t he/she/it was loving	amā-ba-nt they were loving

Notā Bene (Note Well):

Notice that the macra (long marks) on the endings are on the same positions as they were in the present tense: 1st person plural, 2nd person singular and plural.

Long ago the word perfect (derived from the Latin *perfectus*, finished) meant “complete, finished.” If an object or a task has been truly completed well, then you cannot improve upon it; it is perfect. If the same task is *imperfect*, then it is *not* completed. The imperfect tense, therefore, is used to describe past actions that are not known to be complete or were ongoing for a long period of time. The true English equivalent for the Latin imperfect tense is the past progressive. However, the simple past tense can also be used on some occasions.^B

past progressive: I was loving, I used to love, I kept on loving
 simple past: I loved

TE Exercise 4. Identify the person and number of the following imperfect tense verbs. Then translate in two different ways.

1. rogābās
2. habitābāmus
3. rēgnābat
4. vocābant
5. arābātis
6. ambulābam

TE Exercise 5. To parse (from the Latin *pars*, part) a verb is to identify all of its parts. Parse each of the following verbs identifying their tense, person, and number. Then translate them into English.

LATIN	TENSE	PERSON	NUMBER	TRANSLATION
habitābam	Imp.	1	Sing.	I was living
rogābis				
ambulant				
rēgnābāmus				
vocābō				
labōrātis				
portābat				

TE Exercise 6. Identify the person, number, and tense of the following English sentences. Then, translate into Latin.

1. We were singing.
2. I will walk and sing.
3. You (pl.) were not plowing.
4. It sails.
5. Will she rule?

^BEncourage students to stick with the past progressive translation as much as possible. This will help them distinguish this tense from the perfect tense that they will learn later on. (Almost always, if not always, there will be an imperfect tense verb on the National Latin Exam, and the answer for that item usually if not always includes “was” or “used to.”)

Derivative Detective


Nōn came directly into English in such words as *nonsense*. Seeing that *sequence* comes from a Latin word meaning “follow,” what do you think a *nōn sequitur* is?

Nauta gives us such words as *astronaut* and *nautical*. Nautical miles are measured in knots, though *knot* does not come from *nauta*.

Use your language detective skills and your dictionaries to find some more English words that use *nōn* and *nauta*.



Colloquāmur (Let's Talk)

 Use the following questions and responses to review the parsing exercise above. Use some “eye” Latin to figure out what the responses mean.



interrogātiō: Cūius est numerī? What number is it?
respōnsum: Singulārīter est.
 Plūrālīter est.

interrogātiō: Cūius est persōnae? What person is it?
respōnsum: Est prīmae persōnae.
 Est secūndae persōnae.
 Est tertīae persōnae.

interrogātiō: Cūius est temporis? What tense (time) is it?
respōnsum: Est praesentis.
 Est imperfectī.
 Est futūrī.



Chapter 3 Teacher's Pages

Exercise 1

am-bu-lō, am-bu-lā-re, am-bu-lā-vī, am-bu-lā-tum
a-rō, a-rā-re, a-rā-vī, a-rā-tum
ha-bi-tō, ha-bi-tā-re, ha-bi-tā-vī, ha-bi-tā-tum
por-tō, por-tā-re, por-tā-vī, por-tā-tum
ro-gō, ro-gā-re, ro-gā-vī, ro-gā-tum
reg-nō, reg-nā-re, reg-nā-vī, reg-nā-tum
vo-cō, vo-cā-re, vo-cā-vī, vo-cā-tum
et
aut

Exercise 2

1. Vocat. He calls. He is calling. He does call.
2. Habitās. You are living. You do live. You live.
3. Ambulat aut nāvigat. He walks or sails. He is walking or sailing. He does . . .
4. Arātisne? Are you (pl.) plowing? Do you plow?
5. He does work. Labōrat.
6. We ask. Rogāmus.
7. Are they calling? Vocantne?
8. I rule and they work. Regnō et labōrant.

Remember that there are three options for translating the present tense into English. Encourage students to use a variety of translations.

Exercise 3

1. rogābis	2, S	You (s.) will ask.	You will be asking.
2. habitābimus	1, P	We will live.	We will be living.
3. rēgnābit	3, S	He will rule.	He will be ruling.
4. vocābunt	3, P	They will call.	They will be calling.
5. arābitis	2, P	You (pl.) will plow.	You will be plowing.
6. ambulābō	1, S	I will walk.	I will be walking.

Exercise 4

1. rogābās	2, S	You (s.) were asking.	You used to ask.
2. habitābāmus	1, P	We were living.	We began to live.
3. rēgnābat	3, S	He was ruling.	He kept on ruling.
4. vocābant	3, P	They were calling.	They began to call.
5. arābātis	2, P	You (pl.) were plowing.	You used to plow.
6. ambulābam	1, S	I was walking.	I kept on walking.

Remember there is a variety of ways to translate this tense. Encourage students to use more than two in these exercises.

Exercise 5

LATIN	TENSE	PERSON	NUMBER	TRANSLATION
habitābam	Imp.	1	Sing.	I was living
rogābis	Fut.	2	Sing.	You will ask
ambulant	Pres.	3	Pl.	They walk
rēgnābāmus	Imp.	1	Pl.	We were ruling
vocābō	Fut.	1	Sing.	I will call
labōrātis	Pres.	2	Pl.	You (pl.) are working
portābat	Imp.	3	Sing.	He was carrying

There is a reproducible parsing worksheet included in this guide. You may wish to have students copy their work onto that sheet. You can also use it to add some more parsing practice if you wish.

Exercise 6

- | | | |
|--------------------------------|-------------------|----------------------|
| 1. We were singing. | 1, Pl., Imperfect | Cantābāmus. |
| 2. I will walk and sing. | 1, Sing., Future | Ambulābō et cantābō. |
| 3. You (pl.) were not plowing. | 2, Pl., Imperfect | Nōn arābātis. |
| 4. It sails. | 3, Sing., Present | Nāvigat. |
| 5. Will she rule? | 3, Sing., Future | Regnābitne? |

Colloquāmur!

Interrogātiō:	Cūius est numerī?	What number is it?
Respōnsum:	Singulārīter est.	It is singular.
	Plūrālīter est.	It is plural.
Interrogātiō:	Cūius est persōnae?	What person is it?
Respōnsum:	Est prīmae persōnae.	It is first person.
	Est secundae persōnae.	It is second person.
	Est tertiāe persōnae.	It is third person.
Interrogātiō:	Cūius est temporis?	What tense (time) is it?
Respōnsum:	Est praesentis.	It is present.
	Est imperfectī.	It is imperfect.
	Est futūrī.	It is future.

You can also use the yes/no questions with *-ne* that we introduced in the last chapter!

Exercise 5

LATIN	TENSE	PERSON	NUMBER	TRANSLATION
habitābam	Imp.	1	Sing.	I was living
rogābis	Fut.	2	Sing.	You will ask
ambulant	Pres.	3	Pl.	They walk
rēgnābāmus	Imp.	1	Pl.	We were ruling
vocābō	Fut.	1	Sing.	I will call
labōrātis	Pres.	2	Pl.	You (pl.) are working
portābat	Imp.	3	Sing.	He was carrying

There is a reproducible parsing worksheet included in this guide. You may wish to have students copy their work onto that sheet. You can also use it to add some more parsing practice if you wish.

Exercise 6

- | | | |
|--------------------------------|-------------------|----------------------|
| 1. We were singing. | 1, Pl., Imperfect | Cantābāmus. |
| 2. I will walk and sing. | 1, Sing., Future | Ambulābō et cantābō. |
| 3. You (pl.) were not plowing. | 2, Pl., Imperfect | Nōn arābātis. |
| 4. It sails. | 3, Sing., Present | Nāvigat. |
| 5. Will she rule? | 3, Sing., Future | Regnābitne? |

Colloquāmur!

Interrogātiō:	Cūius est numerī?	What number is it?
Respōnsum:	Singulāriter est.	It is singular.
	Plūrāliter est.	It is plural.
Interrogātiō:	Cūius est persōnae?	What person is it?
Respōnsum:	Est prīmae persōnae.	It is first person.
	Est secunda persōnae.	It is second person.
	Est tertiae persōnae.	It is third person.
Interrogātiō:	Cūius est temporis?	What tense (time) is it?
Respōnsum:	Est praesentis.	It is present.
	Est imperfectī.	It is imperfect.
	Est futūrī.	It is future.

You can also use the yes/no questions with *-ne* that we introduced in the last chapter!

Latin Alive! Book 1 Teacher's Edition

Latin is an elegant and ancient language that has been studied for many generations. It is also quite alive in our culture, and in the languages we speak today. You will be surprised at what your students learn in each new chapter of *Latin Alive! Book 1*. As the first text in a 3-year series, it is a rigorous and thorough introduction to this great language, and is designed to engage the upper school (middle and high school) student. Brimming with relevant facts and stories, this text offers something for everyone.

The *Latin Alive! Book 1 Teacher's Edition* includes the complete student text, as well as answer keys, extra teacher's notes and explanations, unit tests, and bonus projects and activities.

Karen Moore - Karen began her study of Latin in 7th grade and holds a BA in classics from the University of Texas. She has taught Latin for more than 20 years and has been awarded master teacher certification from the Association of Classical Christian Schools. Karen is also the author of the *Latin for Children History Readers A-C* and *Latin for Teachers*. She has worked at Grace Academy in Georgetown, TX, since 2002.

Gaylan DuBose - Gaylan received his MA in classics from the University of Minnesota and taught Latin in the classroom for 47 years. He was the academic contest chair for the National Junior Classical League from 1996 to 2005, author of *Farrago Latina: A Teacher Resource*, and coauthor of *Excelability in Advanced Latin*. After retiring, he taught many of the Latin Alive! online courses for Scholé Academy and served on the National Latin Exam's Committee for Scholarship. In 2016, the American Classical League honored Gaylan with the prestigious Meritus Award.

"Each lesson is jam-packed with thorough grammar, rigorous translation work, challenging chapter readings, useful conversational Latin, and much more. With its inclusion of Roman history, culture, and mythology, it is excellent preparation for the National Latin Exam."
-Karen Ciavolleva



Classical Academic Press®
www.ClassicalAcademicPress.com

Foreign Language: Latin
ISBN13: 9781600510557



9 781600 510557